

PRODUCT RECALL – END USERS (CUSTOMERS) –04.14.2022

i330R DIVE COMPUTER

Dear Customer,

Aqualung Group is conducting a recall of its i330R Dive Computers that have been produced and distributed on the market in 2021 and 2022. It was identified that the affected i330R dive computers do not automatically adjust pressure level **when diving at 900m (3000 feet) altitude or higher**.



Instructions for Customers :

- Customers shall immediately stop using their i330R Dive Computer for diving activity taking place at **900m (3000 feet) altitude or higher**;
- Customers are further asked to update their i330R dive computers by :
 - downloading a firmware update through DiverLog+ application as per instructions below; **or**
 - bringing i330R dive computer to the store where it was bought; the professionals of the store/dive center will be able to download and install the upgrade.

After the installation of the update, the new firmware revision shall read **R1.004 or later**.

End users upgrading their i330R themselves are advised to bring it to product dealer or local Dive Center to check if the upgrade has been successfully installed.

If you have any questions, do not hesitate to contact customer service at the following address: consumersupport@aqualung.com

Thank you for your understanding and unwavering support.

The Aqualung Team


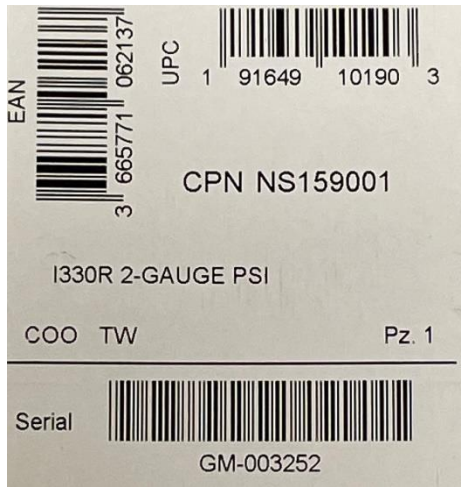

IDENTIFICATION GUIDE FOR PRODUCTS CONCERNED BY THE RECALL & INSTRUCTIONS FOR DOWNLOADING AN UPGRADE

i330R DIVE COMPUTER (WRIST)
i330R 2-GAUGE PSI (CONSOLE)
i330R 2-GAUGE BAR (CONSOLE)

PRODUCTS CONCERNED BY THE RECALL CAN BE IDENTIFIED AS FOLLOWS:

1) Product's packaging label bears one of the following Description and Part Number (CPN):

Part Number	Description
NS159000	i330R DIVE COMPUTER (WRIST)
NS159001	i330R 2-GAUGE PSI (CONSOLE)
NS159002	i330R 2-GAUGE BAR (CONSOLE)



2) Product bears one of the below listed serial number

Serial Numbers Affected:

- GD-001004 to GD-015302
- GM-001000 to GM-003305
- GM-001011 to GM-001269

Serial number location

- On the back of case of the computer module (see photo below)
- On the product label on the box (see label photo above)



3) Product's firmware version R1.001, R1.002 or R1.003

Affected i330R dive computers have firmware version **R1.001, R1.002 or R1.003**.

• **i330R FIRMWARE UPDATE INSTRUCTIONS**

Please refer to the below instructions for updating i330R firmware using DiverLog+ mobile app

1. Download DiverLog+ app:
 - a. For iOS users, run the App store app, search for DiverLog+ app, then download the DiverLog+ app
 - b. For Android users, run the Google Play app, search for DiverLog+ app, then download the DiverLog+ app
2. Activate the i330R dive computer
3. Confirm the Bluetooth is active on the mobile device and the i330R dive computer.
4. Run DiverLog+ app from your mobile device.
5. Instruction on how to add the i330R dive computer to the DiverLog+ are located at:
https://ediverlog.com/howto/mobile_dlp_howto.html#AddNewDC

Or scan the QR Code here:



6. Instructions on how to update the i330R computer firmware are located at:
https://ediverlog.com/howto/mobile_dlp_howto.html#updateFirmware

Or scan the QR Code here:

